

Genuine Restek Replacement Parts for Varian GCs



Chromatography Products

www.restek.com 800-356-1688 • 814-353-1300

From Injector to Detector

Restek is your #1 source for consumables and supplies for Varian GCs!

Genuine Restek Replacement Parts

We take a position of advocacy through quality in the innovative manufactured products and the selected resale products we offer. Our reputation has been built on supplying superior-quality manufactured parts, accessories, and operating supplies for gas chromatography. We do whatever it takes to provide you with the best—from our own innovative designs to original equipment manufacturers' replacement parts. Our consumables and parts will help you maintain optimum system performance, and give you the convenience and economy of one-stop shopping for all your GC needs.



Donna Lidgett

Product Marketing Manager, GC Accessories
20+ Years of Service

Donna Lidgett

Content	Page
Restek Performance Coatings	1
Restek Electronic Leak Detector	2
Liner Deactivations	3
Inlet Liner Packing Materials & Accessories	4-5
Inlet Liners	6-8
Septa	8
Inlet Supplies	8-9
EZ No-Vent™ GC Column-MS Connector	10
Miscellaneous	11
Column Installation Tools	12-13
Ferrules	14-15
Vu2 Union™ Column Connectors	16
SeCure™ "Y" Column Connectors	17
Press-Tight® Column Connectors	18
MXT™ Union Column Connectors	19
Ferrule Removal Kit	19
Super-Clean™ Gas Filter Systems	20-23
Gas Purifiers and Traps	24-25
FID Gas Generator	25
Regulators	26
Tubing, Tubing Cutters and Supplies; Installation Kit	26-27
Vials Overview	28
Vials	29-32
Crimpers & Decappers	32
Syringe Overview	33
Syringes & Needles	34-37

Restek Performance Coatings

As needs for improved performance of system components increase, coatings often are an effective solution. Restek's Performance Coatings Division specializes in innovative surface treatments for steel, stainless steel, alloys, glass, and other materials. Our surface treatments increase resistance to corrosion, reduce interactions between steel surfaces and active compounds, inhibit coking on process system surfaces, and offer many other advantages.

Restek's involvement in coatings began in 1987. The focus of our initial work was to produce a coating on stainless steel that would be inert to low levels of reactive organic compounds, such as explosives and volatile organic compounds (VOCs). The end product from this work was the Silcosteel® surface treatment for stainless steel tubing. Silcosteel® treated tubing currently is used for constructing analytical testing equipment by all major manufacturers of gas chromatography sampling and testing instruments.

Since this initial project, our coatings experts have developed a family of surface treatments to address other specific needs, and thereby enhance the performance of system components. Products of our processes are more correctly described as surface treatments, rather than as coatings, because, unlike coatings, the introduced layer permeates and chemically bonds to the treated surface. And unlike coatings, this layer cannot chip, flake, or blister. In brief, these treatments are:

- **Silcosteel®**—A general purpose passivation layer for steel and stainless steel. US Patent 6,511,760.
- **Siltek®**—The ultimate passivation of treated surfaces, from glass to high nickel alloys of steel. US Patent 6,444,326.
- **Silcosteel®-AC**—Dramatically reduces carbon buildup on stainless steel components. US Patent 6,444,326.
- **Silcosteel®-CR**—A corrosion resistant layer that increases the lifetime of system components in acidic environments containing hydrochloric acid, nitric acid, or seawater. US Patent 7,070,833.
- **Silcosteel®-UHV**—Greatly reduces outgassing from components of ultra-high vacuum systems. US Patent 7,070,833.
- **Sulfinert®**—A required treatment for metal components when analyzing for parts-per-billion levels of organo-sulfur compounds. US Patent 6,444,326.

Restek surface treatments are now used in many applications, spanning multiple industries and market areas. Restek coated components increase the lifetime of stack monitoring equipment. Treated injector nozzles have longer service life because coking is inhibited. Sulfinert® treated sampling equipment increases the reliability of process measurements in refineries and petrochemical plants. A mass spectrometer manufacturer demands Silcosteel® treated parts to increase instrument sensitivity for analyzing pesticides. Restek coated air sampling equipment is used in applications as diverse as sampling city air and monitoring submarine cabins.



it's a fact

All treatments are **total and uniform**: all pockets, holes, corners, and channels are coated evenly.

Siltek®/Sulfinert® Treatment

Feature	Benefit
Inert.	Sample, transfer, and analyze sulfur compounds and other active compounds at parts-per-billion levels.
Durable and flexible layer, incorporated into the surface.	Items can be worked after treatment—no flaking, chipping, or cracking.
Stable in acidic or weakly basic (pH 8-9) environments.	Sample sulfur compounds without compromising compound stability.
Tested thermal stability to 450°C in an inert atmosphere.	Effectively bake-out contaminants.
Non-polymeric.	No memory effects, as seen with Teflon®-coated parts.
Treated tubing and fittings in stock for immediate delivery.	Parts are available when you need them.



Siltek® treatment provides the ultimate passivation for many surfaces, from glass to high nickel alloys of steel.

Restek Electronic Leak Detector

- Reliable thermal conductivity leak detector.
- Responds to leaks in less than 2 seconds.
- Audible alarm plus LED readout.
- Auto zeros with the touch of a button.
- Built-in rechargeable 9 volt battery.



Small, compact unit—easy to hold and operate.

Improve GC Performance; Save Your Column!

Avoid poor chromatography caused by leaks—leak check your GC system with the Restek Electronic Leak Detector, the affordable, reliable tool for detecting leaks. Features include internal battery charge capability, a low-battery indicator, a battery charge indicator light, yellow lights to signal a nitrogen leak, a repositioned on/off switch to eliminate accidentally powering on the unit, and a probe tip design that prevents debris from entering the unit. The leak detector's microchip technology enables high sensitivity in a compact unit, the autozero feature allows instantaneous zeroing with the touch of a button, and the ergonomic design puts all controls at your fingertips, for maximum ease of use.

Leaks can cause detector noise and baseline instability, waste carrier gas, and shorten column lifetimes, so leak checks should be a regular part of a GC maintenance program. The Restek Electronic Leak Detector responds in less than 2 seconds to leaks of gases with thermal conductivities different from air, indicating leaks with both an audible alarm and an LED readout. The leak detector detects minute gas leaks that can go undetected by liquid leak detectors. Never use liquid leak detectors on a capillary GC system; liquids drawn into the system through the leaks will contaminate the system.

How does the Restek Electronic Leak Detector work?

The Restek Electronic Leak Detector detects minute leaks of any gas with a thermal conductivity different from air. The reference gas inlet draws in ambient air for comparison to air drawn into the sample probe. A thermal conductivity difference between the two indicates a leak, and the leak is revealed to the user by both an LED bar graph and an audible tone. The leak detector operates on one rechargeable 9-volt Ni-MH battery (included).

tech tip

Avoid poor chromatography caused by leaks—leak check with the Restek Electronic Leak Detector.

Leak Detector Facts

Detectable gases:	helium, nitrogen, argon, carbon dioxide
Battery:	Rechargeable Ni-MH, 9 volt
Operating Temperature Range:	32°-120°F (0°-48°C)
Humidity Range:	0-97%
CE Approved:	Yes



Easy-to-clean probe assembly

Description	qty.	cat.#
Leak Detector with 110Volt Battery Charger	ea.	22451
Leak Detector with 220Volt European Battery Charger	ea.	22451-EUR
Leak Detector with 220Volt UK Battery Charger	ea.	22451-UK

Caution: The Restek Electronic Leak Detector is NOT designed for determining leaks of combustible gases. A combustible gas detector should be used for determining combustible gas leaks under any condition. The Restek Electronic Leak Detector may be used for determining trace amounts of hydrogen in a GC environment only.

Leak Detector Accessory Kit

The kit includes an adaptor fitting to detect leaks in hard-to-reach locations, and a mounting bracket that can be affixed to the wall or GC.



Verify hard-to-reach leaks with the adaptor fitting.



Leak Detector is easily accessed when stored in the mounting bracket.

Description	qty.	cat.#
Leak Detector Accessory Kit (adaptor fitting for probe, mounting bracket)	kit	22453

tech tip

Avoid using liquid leak detectors on a capillary system! Liquids can be drawn into the system.

Liner Deactivations

Intermediate Polarity (IP) Deactivation

- Phenylmethyl-deactivated surface for better recovery of polar and nonpolar compounds.
- Compatible with most common solvents.
- Our standard deactivation—every Restek liner is IP deactivated unless otherwise requested.

Siltek® Deactivation

- Revolutionary deactivation for difficult matrices and reactive compounds.
- Inertness retained over a wide sample pH range.
- Minimal bleed.
- Ideal for chlorinated pesticide analysis; lowers endrin breakdown to less than 1%.
- Recommended for use with Rtx®-CLPesticides, Stx™-CLPesticides, Stx™-1HT, and Rtx®-TNT columns.

Base Deactivation

- Excellent inertness for basic compounds.
- Recommended for use with Rtx®-5 Amine, Rtx®-35 Amine, and Stabilwax®-DB columns.

All liners are
100%
deactivated

All liners are shipped intermediate polarity (IP) deactivated unless otherwise requested.

Siltek® Deactivation—The Next Generation

- Maximizes the inertness of the sample pathway.
- Minimizes breakdown.
- Low bleed.
- Thermally stable.
- “Clean and green”—manufactured without the use of harmful organic solvents.



Our Siltek® deactivation process (US Patent 6,444,326) produces a highly inert glass surface that features high temperature stability, extreme durability, and low bleed. Try Siltek® liners, guard columns, and connectors for better recovery of sample analytes.

For Siltek® deactivated inlet liners, add the corresponding suffix number to the liner catalog number.

qty.	Siltek® Liner		Siltek® Liner with Wool		Siltek® Liner with CarboFrit™	
		addl. cost		addl. cost		addl. cost
each	-214.1		-213.1		-216.1	
5-pk.	-214.5		-213.5		-216.5	
25-pk.	-214.25		-213.25		-216.25	

Base-Deactivated Inlet Liners

For base-deactivated inlet liners, add the corresponding suffix number to the liner catalog number.

qty.	Base-Deactivated Liner		Base-Deactivated Liner w/ Base-Deactivated Wool		Base Deactivated Liner w/CarboFrit™	
		addl. cost		addl. cost		addl. cost
each	-210.1		-211.1		-229.1	
5-pk.	-210.5		-211.5		-229.5	
25-pk.	-210.25		-211.25		-229.25	



Ideal for amines and basic compounds!

a plus 1 story

“I installed Siltek® liners on one of our GCs to replace standard quartz liners that required deactivating daily. I found the results to be excellent, saving many hours of instrument time with no detrimental effects on the analysis.”

Matthew Turner, Laboratory Manager—food contaminants, Global Analysis (UK)

Inlet Liner Packing Materials & Accessories

Why Use Deactivated Wool for a Liner Packing?

- Ensure uniform vaporization in split or splitless liners.
- Prolong column life by trapping septum particles.
- Recommended for autosamplers with fast injection rates.
- Inertness tested for endrin breakdown.

Deactivated Wool

Further improving our proprietary deactivation process, we make this deactivated wool more inert than our traditional fused silica wool, yet it is as flexible as our traditional borosilicate glass wool.

Description	qty.	cat.#
Deactivated Wool	10 grams	24324



Base-Deactivated Wool

Ideal for amines and other basic compounds.

Description	qty.	cat.#
Base-Deactivated Wool	10 grams	20999

Mini Wool Puller/Inserter

Insert and remove wool plugs easily. Order a spare pack so you'll always have one available.



Description	qty.	cat.#
Mini Wool Puller/Inserter	2-pk.	20114

Inlet Liner Packing Tool

- Easy to use—position wool reproducibly every time.
- Accurate to a specific, measured depth.

Description	qty.	cat.#
Inlet Liner Packing Tool	ea.	20339



Eliminates user variation!



Prepacked Inlet Liners


Let Restek do the work! Just add the appropriate suffix to the liner catalog number.

qty.	Wool	FS Beads	CarboFrit™†
ea.	-200.1	-201.1	-209.1
5-pk.	-200.5	-201.5	-209.5
25-pk.	-200.25	-201.25	-209.25

†CarboFrit™ inserts require a neck greater than 2mm.

CarboFrit™ Inlet Liner Packing Material

- Highly inert.
- Extends analytical column lifetime.
- Enhances reproducibility of split and splitless injection.
- Uniform pore size and consistent packing density guarantee consistent flow through the liner.
- Easy to install in any liner with an ID >3.5mm when using puller-inserter tool listed below.*



Add the corresponding suffix number to the liner catalog number.

Description	suffix	
each	-209.1	addl. cost
5-pk.	-209.5	addl. cost
25-pk.	-209.25	addl. cost

*Liners with IDs less than 3.5mm are difficult to pack. We will pack them on a custom basis (minimum neck ID of 2mm required).

Replacement CarboFrit™ Inserts

Description	qty.	cat. #
Frits for liner ID ≤4mm	10-pk.	20295
Frits for liner ID >4mm	10-pk.	20294

CarboFrit™ Puller/Inserter Tool

- Hook end for removing CarboFrit™ inserts.
- Bent end (90°) for inserting CarboFrit™ inserts.

Description	qty.	cat. #
CarboFrit™ Puller/Inserter Tool	ea.	21642



a plus 1 story

“Restek sent us some carbon material (CarboFrit™) packing) with the suggestion to test it as liner packing. Initially, I didn’t even want to try it because carbon is usually highly retentive and catalytically active. As we nevertheless gave it a chance, we were highly surprised...it exhibited low retentive power and good inertness.”

excerpt from: *Sample Evaporation in Hot GC Injectors*,
Dr. Konrad Grob, *The Restek Advantage*, Winter 1996.

Deactivated Fused Silica Beads

- Increase sample vaporization surface and minimize splitter discrimination to improve quantitation of compounds having dissimilar boiling points.
- Trap non-volatile or inorganic residue to prevent column inlet contamination.
- Deactivated, heat-treated, and tested to ensure complete inertness.

Description	Mesh	qty.	cat. #
Deactivated Fused Silica Beads	60-80	25 grams	20791



Inlet Liner Removal Tool

- Easily remove liner from injector—no more burned fingers.
- Made from high-temperature silicone.
- Won’t chip or crack the liner.



No more burned fingers!

Description	qty.	cat. #
Inlet Liner Removal Tool	3-pk.	20181























tech tip

Use of Packings with Splitless Liners

We recommend using an injection port liner with wool or CarboFrit™ packing when making splitless injections with an autosampler. If there is no packing material in the liner, the solvent droplets act like water on a hot iron: they bounce around until vaporized (Leidenfrost phenomenon). Because autosamplers make rapid injections, samples can be incompletely vaporized, leading to non-reproducible peak response and tailing. You can prevent this by using wool or CarboFrit™ packing material in the splitless liner, to provide a surface for the solvent droplets to “sit” on until the heat from the injector vaporizes them.

Inlet Liners

C O L U M N I N S T A L L S T H I S E N D






















Splitless Liners for Varian 1075/1077 GCs		Benefits/Uses:	ID*/OD & Length (mm)	Similar to Varian part #	ea.	cat.# 5-pk.	25-pk.
	2mm Splitless	trace samples <2µL	2.0 ID 6.3 OD x 74	01-900109-05	20721	20722	20723
	4mm Splitless	trace samples >2µL	4.0 ID 6.3 OD x 74	01-900109-05	20904	20905	20906
	Double Gooseneck	trace, active samples up to 4µL	4.0 ID 6.3 OD x 74	—	20847	20848	20849
	Cyclo Double Gooseneck	trace, dirty, active samples up to 4µL	4.0 ID 6.3 OD x 74	—	20897	20898	—
Split Liners for Varian 1075/1077 GCs		Benefits/Uses:	ID*/OD & Length (mm)	Similar to Varian part #	ea.	cat.# 5-pk.	25-pk.
	1mm Split	purge & trap inlet splitting or samples <1µL	1.0 ID 6.3 OD x 72	—	20970	20971	—
	Splitter w/ Wool	universal, use with rapid autosamplers	4.0 ID 6.3 OD x 72	01-900109-01	20792	20793	20794
	Laminar Cup Splitter	high MW compounds	4.0 ID 6.3 OD x 72	01-900109-02	20803	20804	—
	Cup Splitter	high & low MW compounds	4.0 ID 6.3 OD x 72	—	20724	20725	—
	Cycloplitter®	dirty samples, many injections before cleaning required	4.0 ID 6.3 OD x 72	—	20727	20728	—
	Frit Splitter	dirty samples, non-active compounds	4.0 ID 6.3 OD x 72	01-900109-03	20715	20716	20717
	Baffle Splitter	compounds with close boiling points	4.0 ID 6.3 OD x 72	01-900109-04	20718	20719	20720
	Split Precision™ Liner w/ Wool	dirty samples, active samples	4.0 ID 6.3 OD x 72	—	21030	21031	—
DI Liners for Varian 1075/1077 GCs (0.32/0.53mm ID)		Benefits/Uses:	ID*/OD & Length (mm)	Similar to Varian part #	ea.	cat.# 5-pk.	25-pk.
	Uniliner®	trace, active samples, high recovery & linearity	4.0 ID 6.3 OD x 72	—	20345	20346	—
	Cyclo-Uniliner®	trace, dirty, high MW, active samples, linearity	4.0 ID 6.3 OD x 72	—	20347	20348	—
	Open-top Uniliner® w/ Wool	trace, dirty, active samples, high recovery & linearity	4.0 ID 6.3 OD x 72	—	20845	20846	—
SPME Liners for Varian 1075/1077 GCs		Benefits/Uses:	ID*/OD & Length (mm)	Similar to Varian part #	ea.	cat.# 5-pk.	25-pk.
	SPME Liner	ideal for low-volume SPME applications	0.75 ID 6.30 OD x 74	—	21112	21113	—
SPI Liners for Varian GCs		Benefits/Uses:	ID*/OD & Length (mm)	Similar to Varian part #	ea.	cat.# 5-pk.	25-pk.
	0.5mm SPI	high linearity for 0.25 & 0.32mm ID columns	0.53 ID 4.6 OD x 54	01-900109-06	20775	20776	20777
	Siltek® 0.5mm SPI	high linearity for 0.25 & 0.32mm ID columns	0.53 ID 4.6 OD x 54	—	20775-214.1	20776-214.5	20777-214.25
	0.8mm SPI	high linearity for 0.53mm ID columns	0.80 ID 4.6 OD x 54	01-900109-07	20778	20779	20780
	SPI with Buffer	dirty samples >1µL, fits 0.25, 0.32 & 0.53mm ID columns	2.4 ID 4.6 OD x 54	01-900109-08	20850	20851	20852

*Nominal ID at syringe needle expulsion point.

All liners are
100%
deactivated

All liners are shipped intermediate polarity (IP) deactivated unless otherwise requested.

COLUMN INSTALLS THIS END

Liners for Varian 1177 GCs	Benefits/Uses:	ID*/OD & Length (mm)	Similar to Varian part #	ea.	cat.# 5-pk.	25-pk.
 4mm Split w/Glass Frit	universal	4.0 ID 6.3 OD x 78.5	39-26119-36	21045	21046	—
 4mm Split w/ Wool	universal	4.0 ID 6.3 OD x 78.5	39-26119-34	—	21079	—
 4mm Split Precision™ Liner w/ Wool	dirty samples, trace samples	4.0 ID 6.3 OD x 78.5	—	20759	20762	—
 Low Pressure Drop Precision™ Liner w/ Wool	trace samples <2μL, dirty samples	2.0 ID 6.3 OD x 78.5	—	22421	22422	—
 Laminar Cup Splitter	high MW compounds	4.0 ID 6.3 OD x 78.5	—	20765	20768	—
 2mm Splitless w/ Wool	trace samples <2μL	2.0 ID 6.5 OD x 78.5	39-26119-38	—	21077	—
 Gooseneck Splitless (4mm)	trace samples <2μL	4.0 ID 6.5 OD x 78.5	39-26119-27	21896	21897	—
 Siltek® Gooseneck Splitless (4mm)	trace samples <2μL	4.0 ID 6.5 OD x 78.5	—	21896-214.1	21897-214.5	—
 Gooseneck Splitless (4mm) w/ Wool	trace samples <2μL	4.0 ID 6.5 OD x 78.5	39-26119-36	21896-200.1	21897-200.5	—
 Siltek® Gooseneck Splitless (4mm) w/ Wool	trace samples <2μL	4.0 ID 6.5 OD x 78.5	—	21896-213.1	21897-213.5	—
 Double Gooseneck Splitless (4mm)	trace, active samples <2μL	4.0 ID 6.5 OD x 78.5	—	21891	21892	—
DI Liners for Varian 1177 GCs (For 0.25/0.32/0.53mm ID Columns)		ID*/OD & Length (mm)	Similar to Varian part #	cat.# ea.	cat.# 5-pk.	
 Drilled Uniliner® (hole on top)	trace, active samples, high recovery & linearity	4.0 ID 6.3 OD x 78.5	—	21470	21471	
 Drilled Uniliner® (hole on bottom)	trace, active samples, high recovery & linearity	4.0 ID 6.3 OD x 78.5	—	21468	21469	
Liners for Varian 1078/1079 GCs		ID*/OD & Length (mm)	Similar to Varian part #	ea.	cat.# 5-pk.	25-pk.
 1078/1079 Split w/ Frit	dirty samples, non-active compounds	3.4 ID 5.0 OD x 54	03-918464-00	21708	21709	—
 1078/1079 Splitless	trace samples <2μL	2.0 ID 5.0 OD x 54	03-918466-00	21711	21712	—
 Siltek® 1078/1079 Splitless	trace samples <2μL	2.0 ID 5.0 OD x 54	—	21711-214.1	21712-214.5	—
 Open 0.5mm ID	trace samples <1μL	0.5 ID 5.0 OD x 54	03-925331-00	20992	20993	—
 1078/1079 Split–No Frit	active samples	3.4 ID 5.0 OD x 54	392611945	20859	20901	20909
 Siltek® 1078/1079 Split–No Frit	active samples	3.4 ID 5.0 OD x 54	—	20859-214.1	20901-214.5	20909-214.25
 Open 0.75mm ID	trace, low volume samples	0.75 ID 5.0 OD x 54	03-925330-00	21714	21715	21716
 1078/1079 Split Precision™ Liner w/ Wool	dirty samples, trace samples	3.4 ID 5.0 OD x 54	—	21024	21025	—

*Nominal ID at syringe needle expulsion point.


ordering note

For descriptions of liner deactivations, packings, and tools, see pages 3-5.

All liners are
100%
deactivated

All liners are shipped intermediate polarity (IP)
deactivated unless otherwise requested.

COLUMN INSTALLS THIS END

DI Liners for Varian 1078/1079 GCs (For 0.25/0.32/0.53mm ID Columns)	Benefits/Uses	ID*/OD & Length (mm)	Similar to Varian part #	cat.# ea.	cat.# 5-pk.
 Drilled Uniliner® (hole on bottom)	trace, active samples, high recovery & linearity	3.5 ID 5.0 OD x 54	—	22280	22281

*Nominal ID at syringe needle expulsion point.

tech tip

DI Liners for Varian 1078/1079 GCs (for 0.25/0.32/0.53mm ID Columns)

Use the Drilled Uniliner® with the hole near the bottom for analysis in which compounds of interest could be affected by a tailing solvent peak. Use the Drilled Uniliner® with the hole near the top for aqueous injections, as well as for analysis in which the compounds of interest elute away from the solvent peak.

Siltek® Treated Metal Inlet Liners for Varian GCs

- Won't crack, chip or break like glass liners.
- Inertness equivalent to glass liners.
- Excellent response for pesticides, phenols, and other active compounds.



Liner Type (3.8mm ID x 5.0mm OD x 54mm)	qty.	cat.#
Split/Splitless	5-pk.	20711
Splitless Gooseneck	5-pk.	21002

Inlet Liner Seals for Varian 1177 Injectors

- Meets or exceeds OEM performance.



Description	Max. temp.	Similar to Varian part #	Restek cat.# 10-pk.	Restek cat.# 50-pk.
6.35mm ID Graphite O-rings for split liners	450°C	—	20296	20297
6.5mm ID Graphite O-rings for splitless liners	450°C	39-26119-40	20298	20299

Liner Seals for Varian 1078/1079



Description	Max. temp.	Similar to Varian part #	qty.	cat.#
5mm Graphite Liner Seals for Varian 1078/1079 GCs	450°C	392611919 392534201	10-pk.	22683

Septa for Varian GCs

- Precision molding assures consistent, accurate fit.
- Preconditioned and ready to use.
- Do not adhere to hot metal surfaces.
- Packaged in non-contaminating glass jars.

Septum Diameter	25-pk.	50-pk.	100-pk.
Thermolite® Septa (useable to 340°C inlet temp.)			
9mm	27132	27133	27134
9.5mm (7/8")	27135	27136	27137
10mm	27138	27139	27140
11mm (7/16")	27141	27142	27143
IceBlue™ Septa (useable to 250°C inlet temp.)			
9mm	—	27156	27157
9.5mm (7/8")	—	27158	27159
10mm	—	27160	27161
11mm (7/16")	—	27162	27163
BTO® Septa (useable to 400°C inlet temp.)			
9mm CenterGuide™	—	27104	27105
9.5mm (7/8")	—	27106	27107
10mm	—	27108	27109
11mm (7/16") CenterGuide™	—	27110	27111



HANDY
septum size chart

Injector Type	Septum Diameter (mm)
Packed Column	9.5/10
Split/Splitless 1078/1079	10/11
1177	9
1075/1077	11